
















MACH LED PRO ACCESSORIES

Item	Description	Part #
	OPERATING DEVICE: Max. Wattage = 17W to run at 120-277V DC, 50/60Hz	209 585 028
	OPERATING DEVICE: Max. Wattage = 20W to run at 120-240V, 50/60Hz	309 537 010 -006 704 53
	OPERATING DEVICE: Max. Wattage = 50W to run at 120V, 50/60Hz	209 585 030
	OPERATING DEVICE: Max. Wattage = 75W to run at 120-277V, 50/60Hz	209 5850 31
	OPERATING DEVICE: Max. Wattage = 100W to run at 120-277V, 50/60Hz	309 538 010 -006 704 56

ONE LED ACCESSORIES

Item	Description	Part #
	OPERATING DEVICE: Max. Wattage = 17W to run at 120-277V DC, 50/60Hz	209 585 028
	OPERATING DEVICE: Max. Wattage = 20W to run at 120-240V, 50/60Hz	309 537 010 -006 704 53
	OPERATING DEVICE: Max. Wattage = 50W to run at 120V, 50/60Hz	209 585 030
	OPERATING DEVICE: Max. Wattage = 75W to run at 120-277V, 50/60Hz	209 585 031

RL70 ACCESSORIES

Item	Description	Part #
	MOUNTING OPTION: Bracket, straight, galvanized steel, neoprene	190 015 019 -000 149 30
	MOUNTING OPTION: Bracket, long-L, galvanized steel, neoprene	SK1 021 019 -000 102 86
	MOUNTING OPTION: Bracket, short-L, galvanized steel, neoprene	190 015 995
	MOUNTING OPTION: Bracket, straight, galvanized steel, profiled rubber	190 015 719 -000 854 98
	MOUNTING OPTION: Bracket, long-L, galvanized steel, profiled rubber	SK1 021 719 -000 854 99
	MOUNTING OPTION: Bracket, short-L, galvanized steel, profiled rubber	SK0 995 719 -000 856 52